

Name _____

Date _____

Make a Bar Graph (Papers and Ice Cream)

Directions: Make a bar graph for each set of data below. Label both the x (horizontal) and y (vertical) axis properly. Give each graph a title.

Title: _____

Number of Papers Bobby Delivered

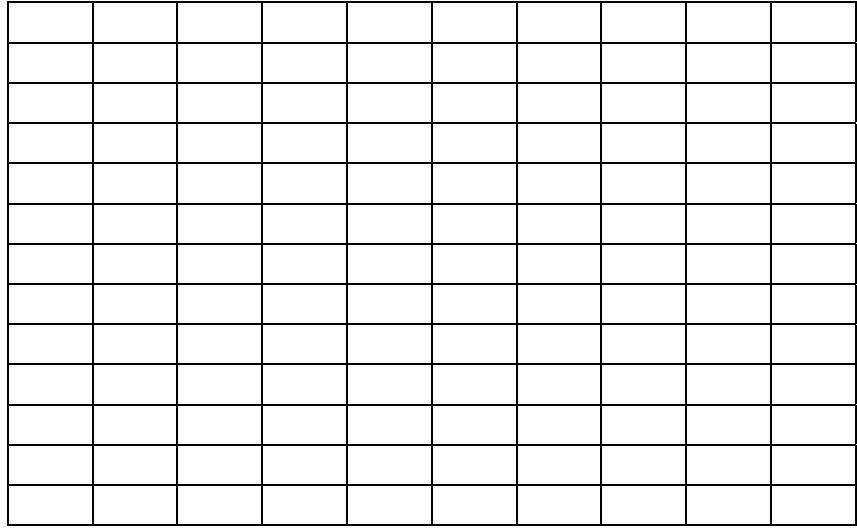
Monday- 73

Tuesday- 52

Wednesday- 62

Thursday- 81

Friday- 94



Title: _____

My Class's Favorite Ice Cream Flavor

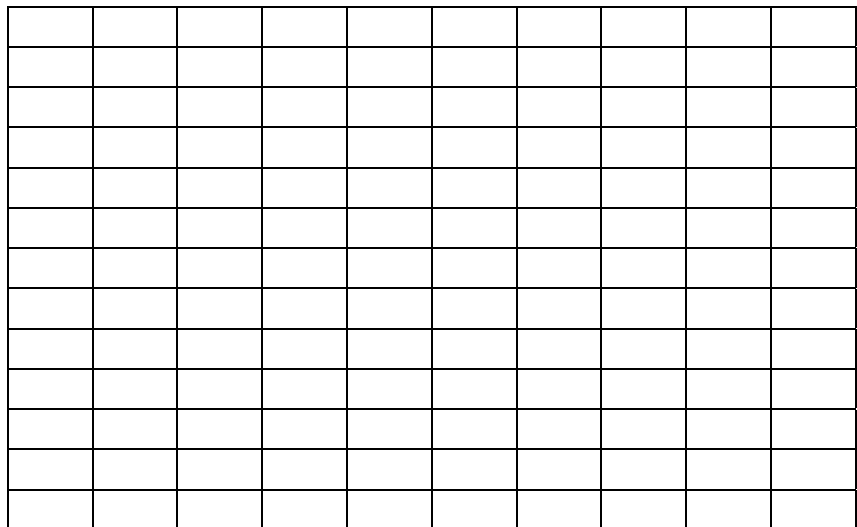
Vanilla- 7

Chocolate- 12

Strawberry- 3

Pecan- 4

Cherry- 2



Name _____

Date _____

Make a Bar Graph (Favorite Day and Standing In Line)

Directions: Make a bar graph for each set of data below. Label both the x (horizontal) and y (vertical) axis properly. Give each graph a title.

Title: _____

Your Class's Favorite Day

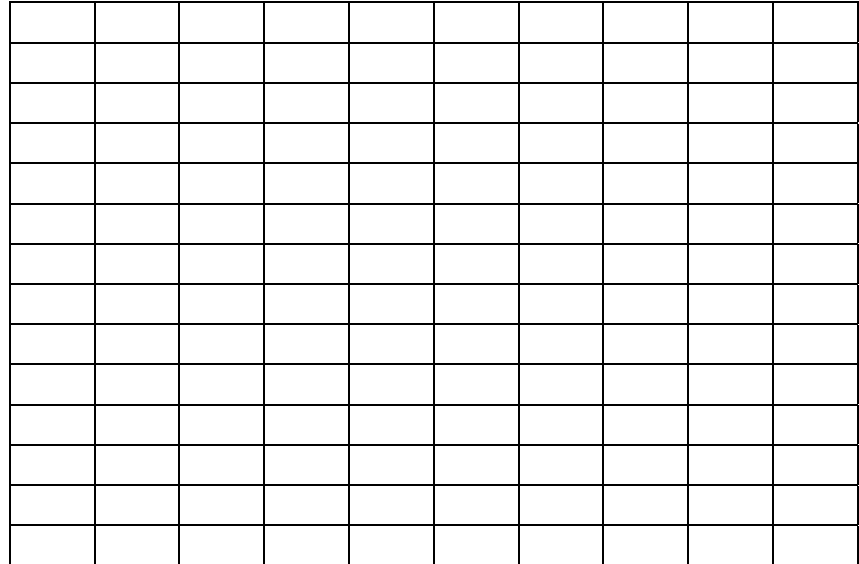
Monday- 3

Tuesday- 4

Wednesday- 5

Thursday- 3

Friday- 14



Title: _____

Numbers of Hours You Were On-line

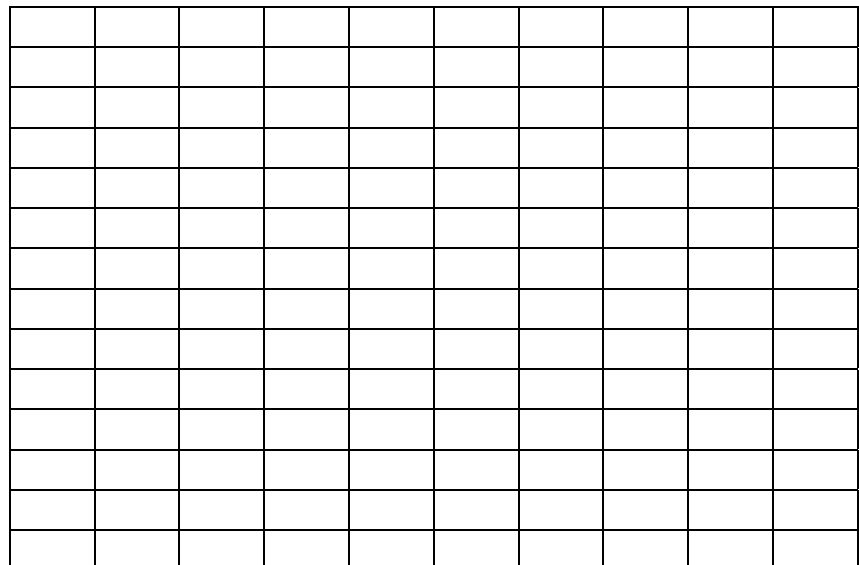
Wednesday- 2

Thursday- 4

Friday- 3

Saturday- 9

Sunday- 8



Name _____

Date _____

Make a Bar Graph (Sleeping and Your Favorite Sport)

Directions: Make a bar graph for each set of data below. Label both the x (horizontal) and y (vertical) axis properly. Give each graph a title.

Title: _____

Your Class's Favorite Sport

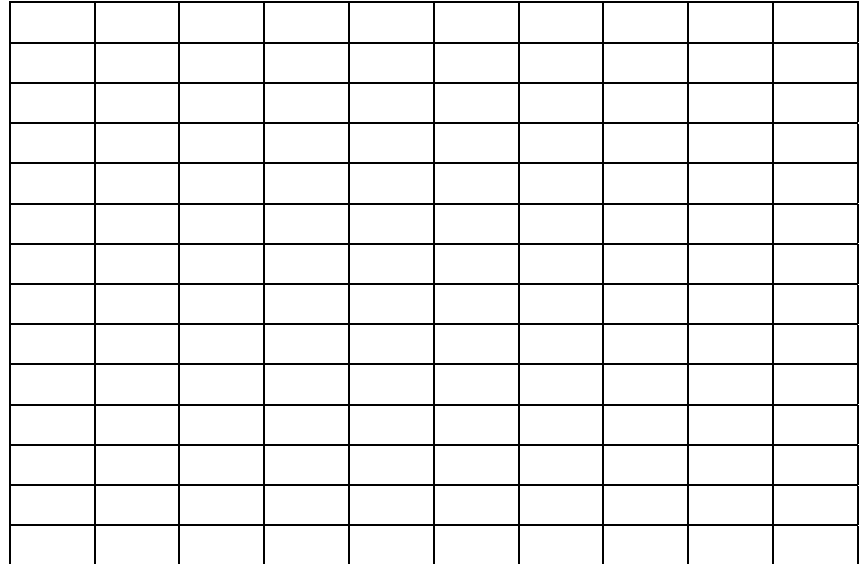
Baseball- 4

Basketball- 3

Hockey- 8

Football- 7

Soccer- 3



Title: _____

Numbers of Hours You Slept

Wednesday- 8

Thursday- 8

Friday- 9

Saturday- 6

Sunday- 5

